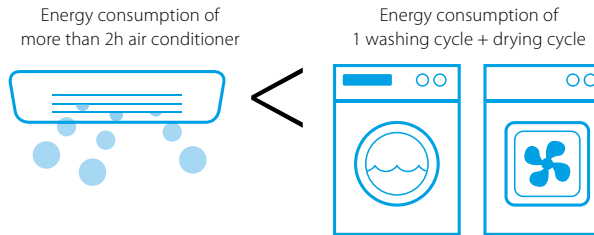
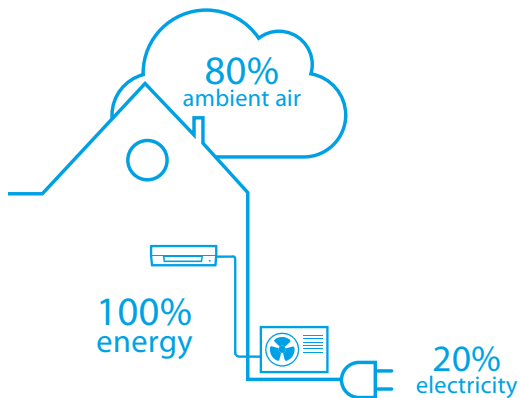




What is an air-to-air heat pump?

Heat pumps extract heat from the outside air, even in cold weather. They use an electrically powered compressor and are extremely effective at heating a flat or a house. Daikin heat pumps are silent and discreet, and use state-of-the-art technology to keep your energy bills as low as possible. With a Daikin heat pump, 80% of the energy used to heat your home comes from the outside air, a free and infinitely renewable resource! For cooling, the system is reversed, extracting heat from the indoor air.



Did you know that ...

Continuously using your air conditioner for more than 2h hours consumes as little energy as washing and drying 1 load of laundry*.

*Comparing power input of a typical washing and drying cycle (A+++ washing machine and A+++ dryer) to a 2.5kW unit in cooling.

Daikin Europe N.V. Naamloze Vennootschap Zandvoordestraat 300 · 8400 Oostende Belgium · www.daikin.eu · BE 0412 120 336 · RPR Oostende (Responsible Editor)



ECPEN15-007 02/15



The present publication is drawn up by way of information only and does not constitute an offer binding upon Daikin Europe N.V. Daikin Europe N.V. has compiled the content of this publication to the best of its knowledge. No express or implied warranty is given for the completeness, accuracy, reliability or fitness for particular purpose of its content and the products and services presented therein. Specifications are subject to change without prior notice. Daikin Europe N.V. explicitly rejects any liability for any direct or indirect damage, in the broadest sense, arising from or related to the use and/or interpretation of this publication. All content is copyrighted by Daikin Europe N.V.

Printed on non-chlorinated paper.

DAIKIN

Leader
in Air
Conditioning



1 PERFECT COMFORT

2 LOW SOUND

3 EASY CONTROL

4 CLEAN AIR

Discreet
comfort
IN ANY SETTING

Why choose Daikin?

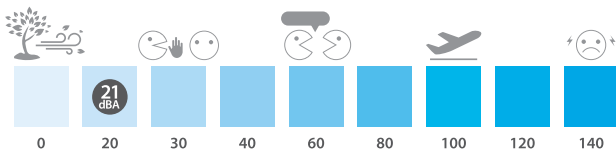


1 Perfect Comfort

A flat, stylish front panel blends in easily with any interior décor and is easier to clean. Vertical auto swing with these wall mounted units moves the discharge louvres up and down to give you efficient air and temperature distribution throughout the room. Turbo mode means that the room can heat up or cool down rapidly, for maximum comfort.

2 Low Sound

With sound pressure down to 21dBA the new FTXB-C operates almost unnoticed ensuring a good night's sleep.



3 Easy Control

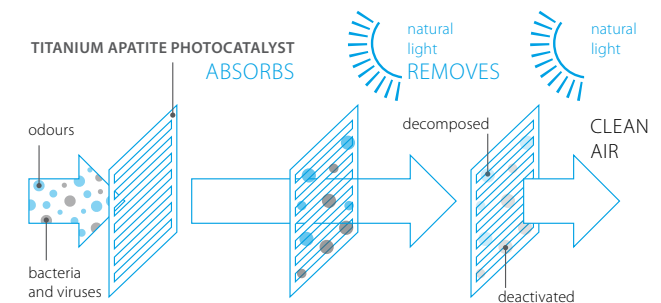
The infrared remote control is user-friendly and has a timer function which allows you to programme the unit to start or stop when you want it to.

- Powerful mode**: heat up or cool down rapidly
- Vertical swing**: efficient air distribution
- Timer**: allows you to programme the unit, including on/off and night set mode*
*1hr after activation of night set mode, the set point is increased in cooling or decreased in heating to ensure comfortable sleeping conditions
- Comfort**: Intelligent flow of air evades direct contact with people

Remote controller for FTXB20-35C

4 Clean Air

Daikin's titanium apatite photocatalytic filter removes airborne dust particles and decomposes the odours of tobacco and pets, for example. It also traps and even deactivates harmful organic chemical substances like bacteria, viruses and allergens to ensure you enjoy a steady supply of clean air.



Remote controller for FTXB50-60C

Creating the perfect indoor climate is what Daikin units are all about. These wall mounted units are discreet and create a comfortable atmosphere with lower energy use.

Efficiency data FTXB + RXB	Nominal capacity (kW)		Energy label		Pdesign (kW)		SEER	SCOP	Annual energy consumption (kWh)		Indoor unit dimensions H x W x D (mm)	Sound power level indoor (dBA)		Sound power level outdoor (dBA)		Refrigerant (R-410A)		Charge kg / TCO ₂ Eq
	Cooling	Heating	Cooling	Heating	Cooling	Heating			Cooling	Heating		Cooling	Heating	Cooling	Heating	GWP	kg / TCO ₂ Eq	
FTXB20C + RXB20C	2.0	2.5	A+	A+	2.00	2.20	5.98	4.10	117	751	283x770x216	55	55	60	61	2,087.5	0.74 / 1.54	
FTXB25C + RXB25C	2.5	2.8	A+	A+	2.50	2.40	6.02	4.01	145	838		55	55	60	61			
FTXB35C + RXB35C	3.30	3.5	A+	A+	3.30	2.80	6.05	4.06	191	966		58	58	62	62			
FTXB50C + RXB50C	5.48	5.6	A+	A+	5.48	3.64	5.93	4.27	324	1,195	310x1,065x224	55	55	64	64	1.45 / 3.02		
FTXB60C + RXB60C	6.23	6.4	A+	A+	6.23	3.80	6.09	4.06	359	1,311		61	61	65	65			